


## Themes

Wacky Weeks  
Egg-citing Changes  
The Joy of Art  
Nurture Nature

## Shapes and Colors



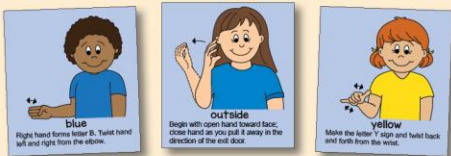
**Opposites**  
wet/dry

## Vocabulary

laughing, tickling, eggs,  
hatching, art tools,  
cutting, trash,  
planting trees

## Sign Language

blue, outside, yellow,  
up, sleep




## Together Time Activities

Here are some fun activities you and your child can enjoy together!

- **Silly Sounds**  
Have fun making silly sounds! Click your tongue, smack your lips, or make another sound. See if your child will imitate. Try imitating sounds your child makes too.
- **Eggs in the Tub**  
Offer your child some jumbo plastic eggs at bath time. Do they sink or float? What happens if you fill them with water? Have fun exploring!
- **Art in a Box**  
Invite your child to sit inside a big cardboard box and color or paint on the inside walls.
- **Earth Friends**  
Help your child practice earth-friendly habits. Hold her up to turn off the lights as you leave a room. Let her help turn off the water after washing hands or brushing teeth.

## Nursery Rhymes

*Nursery rhymes teach children auditory skills and help them develop an appreciation for rhyme and rhythm. They also help children develop language, memory, creativity, and other cognitive skills.*



### Tommy Thumb

Tommy Thumb is up and Tommy Thumb is down,  
Tommy Thumb is dancing all around the town.  
Dancing on my shoulder, dancing on my head,  
Dancing on my knee and then tucked into bed.

### Round and Round the Garden

Round and round the garden  
(Draw circles on palm of child's hand.)  
Like a teddy bear.  
One step, two steps,  
(Walk fingers up child's arm.)  
Tickle you under there!  
(Tickle child gently under chin.)



## Look for Books

***I Love You, Blue Kangaroo!***  
by Emma Chichester Clark

***Nest***  
by Jorey Hurley

***Spring Joy***  
by Liesbet Slegers

***Spots and Dots***  
by Parragon Books

***Don't Throw That Away!***  
by Lara Bergen

***All the World***  
by Liz Garton Scanlon




## Cooking Together

*When cooking with infants and toddlers, allow them to help in a safe way with mixing, pouring, rolling, mashing, shaking, etc. Use words to describe what you are doing and what you plan to do next. Talk about what you see, smell, feel, hear, and taste.*

### Fruity Flowers

lemon yogurt  
banana slices  
graham cracker crumbs

Spoon a dollop of lemon yogurt onto a small plate and sprinkle with a few graham cracker crumbs. Surround the yogurt with sliced bananas to make a pretty flower! Dip the banana slices in the yogurt and enjoy!



## Sing Along with Me

Find these songs at [www.funshineexpress.com](http://www.funshineexpress.com)

### Silly Sounds

Sung to "The Muffin Man"

Oh, can you make a silly sound?  
Can you hear this? My silly sound.  
Oh, can you make a silly sound?  
My sound...it goes like this.  
*(Make various sounds.)*



### Dandelion Puff

Sung to "I'm a Little Teapot"

I'm a dandelion, tiny and small,  
*(Crouch down.)*  
Growing in the sunshine, stretching tall!  
*(Slowly stand up.)*  
My bright yellow blossom turns to fluff,  
*(Circle arms over head.)*  
Waiting for the wind to huff and puff!  
*(Put hands over mouth to blow.)*



I'm a dandelion, tiny and small,  
*(Crouch down.)*  
Growing in the sunshine, stretching tall!  
*(Slowly stand up.)*  
All my little seeds will float away,  
*(Dance fingers around face.)*  
Riding on the wind this bright sunny day!  
*(Move about with outstretched arms.)*

